

# Estonia

## PARTICIPATION IN COST ACTIVITIES

### OVERVIEW 2012-2018

March 2019



## TABLE OF CONTENT

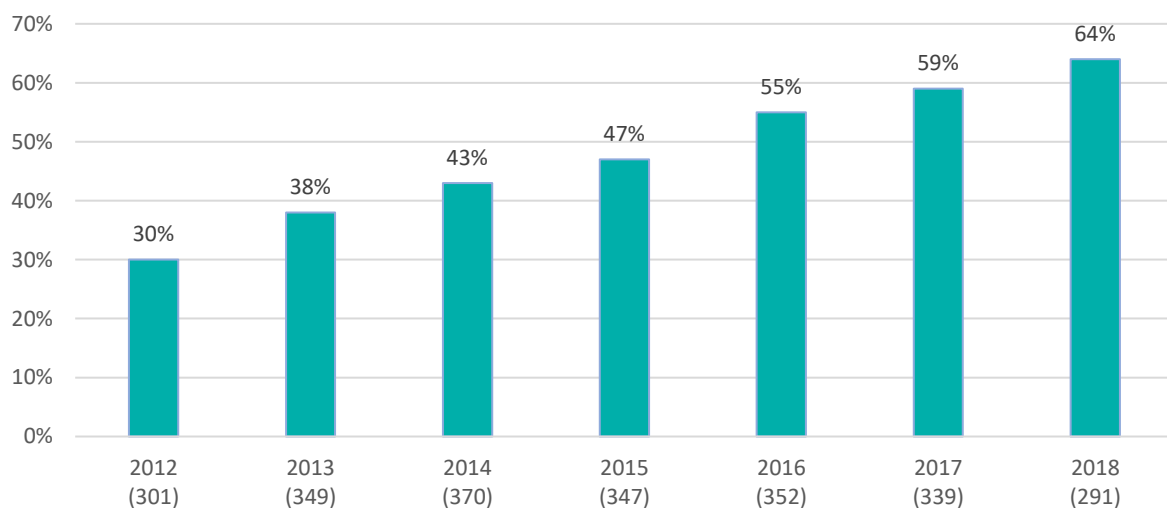
1. Participation in COST Actions from Estonia .....	3
2. Participations from Estonia in COST Action networking activities .....	3
3. Participations in networking activities by Early Career Investigators from Estonia ....	4
4. COST Actions' budget transferred to Estonia .....	5
5. STSM and Training School involvement from Estonia.....	6
6. Networking activities held in Estonia .....	6

The purpose of this note is to present evidence-based information on benefits that COST can offer to the research community in Estonia, and through them to the national research and innovation system. COST Actions are flexible, effective and efficient pan-European networks for researchers, engineers and scholars to cooperate and coordinate nationally funded research activities allowing to jointly develop their own ideas and new initiatives in any science and technology field. Actions are open and inclusive to all researchers, irrespective of country, career stage or gender. In each Action, a Management Committee, composed of members nominated by the COST National Coordinator, is in charge of the Action coordination, implementation and management. Within the Action, a wide range of networking activities are supported by COST, such as meetings, Short Term Scientific Missions (STSM), and Training Schools (TS).

## 1. PARTICIPATION IN COST ACTIONS FROM ESTONIA

National participation in COST Actions refers here to the participation in the Management Committee of an Action/MoU approvals.

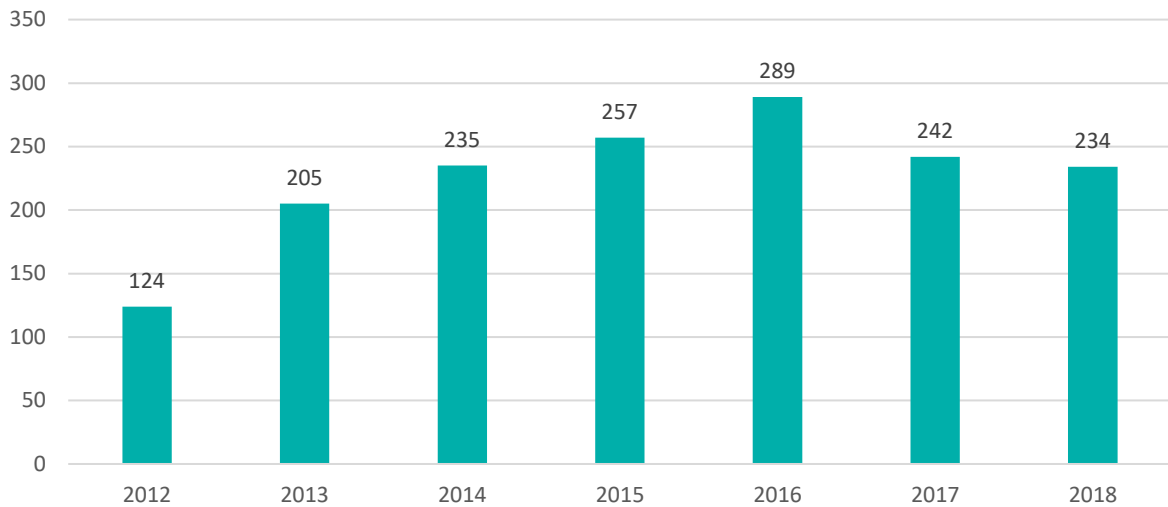
The graph below shows the percentage of national Action participations with respect to the total number of Actions running at any time of the year (shown in brackets).



Graph 1. National participation in running Actions % (total number of running Actions in bracket)

## 2. PARTICIPATIONS FROM ESTONIA IN COST ACTION NETWORKING ACTIVITIES

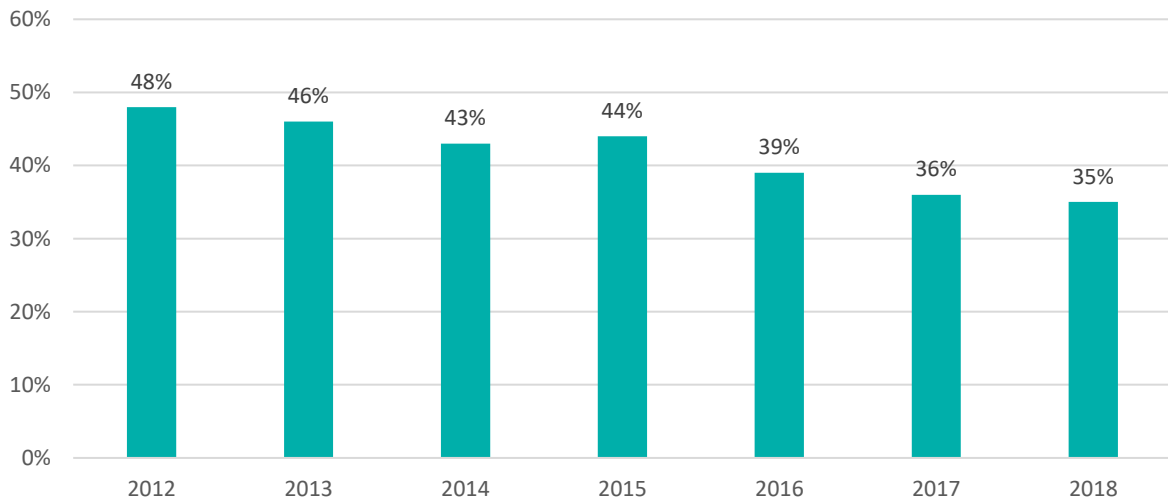
The graph below shows the total number of reimbursed participants from national institutions in COST Action networking activities (meetings, Short Term Scientific Missions, Training Schools).



Graph 2. Total number of reimbursed participants in Actions' networking activities

### 3. PARTICIPATIONS IN NETWORKING ACTIVITIES BY EARLY CAREER INVESTIGATORS FROM ESTONIA

COST stimulates the participation of Early Career Investigators - ECI (between PhD and PhD + 8 years) The graph below shows the share of ECI among participants from national institutions in COST Action networking activities (meetings, Short Term Scientific Missions, Training Schools).

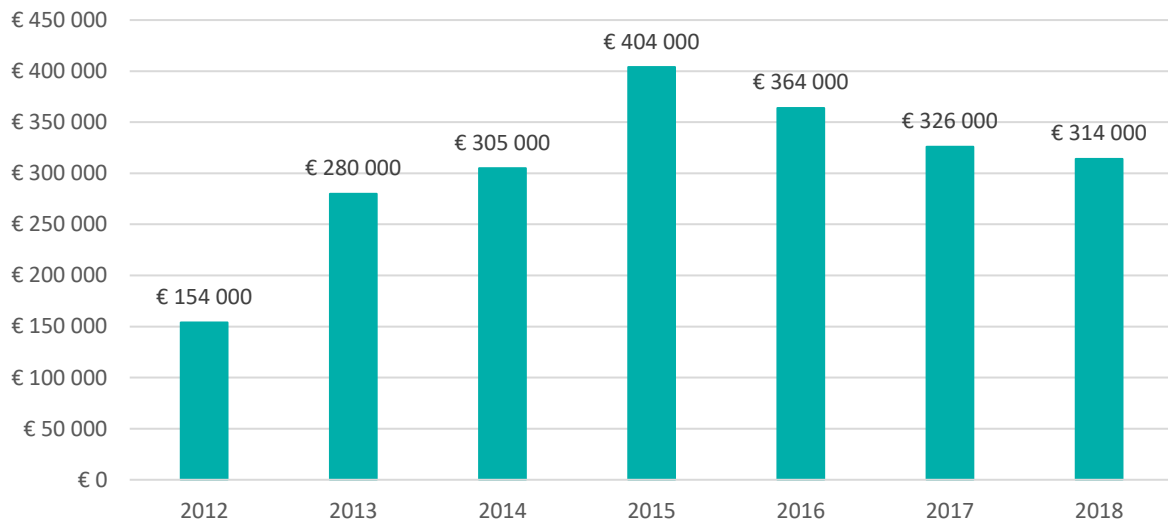


Graph 3. ECI share among participants in Actions' networking activities

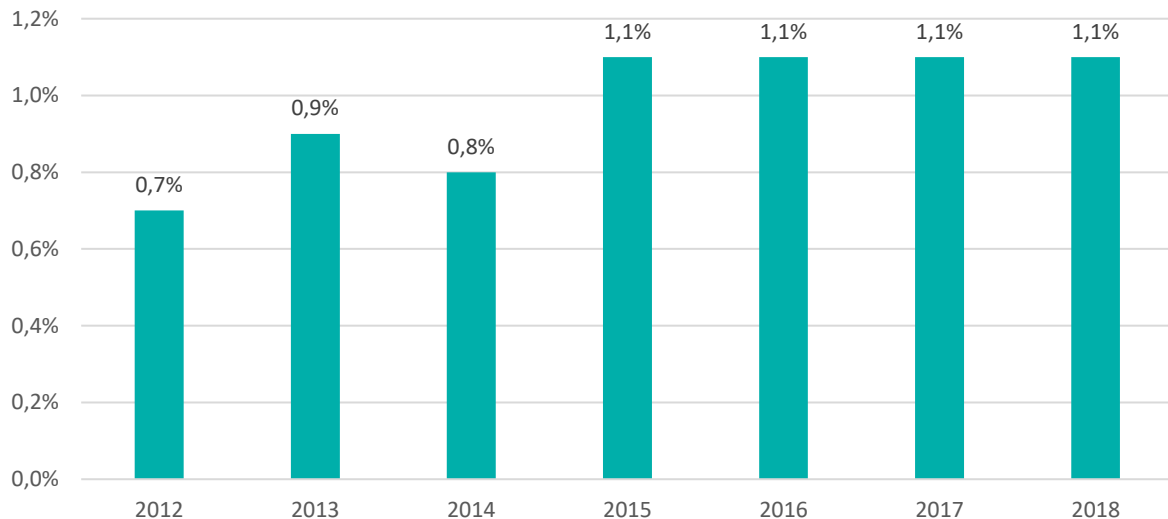
## 4. COST ACTIONS' BUDGET TRANSFERRED TO ESTONIA

The first graph below shows the total amount that benefited participants from Estonia. This includes the financial support to meetings (travel reimbursement, organisation), Short Term Scientific Missions, Training Schools, administrative support to the Grant Holder institution (FSAC) but not dissemination expenses.

The second graph shows the country's share in relation to the total budget of the Actions.



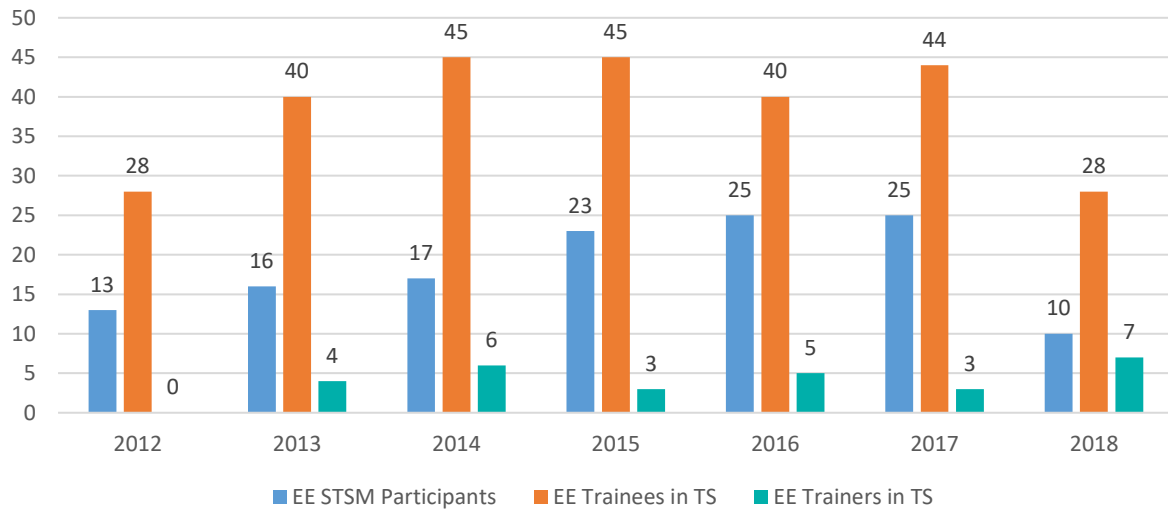
Graph 4a. COST Actions' budget transferred to the country



Graph 4b. Country share of the total Action budget

## 5. STSM AND TRAINING SCHOOL INVOLVEMENT FROM ESTONIA

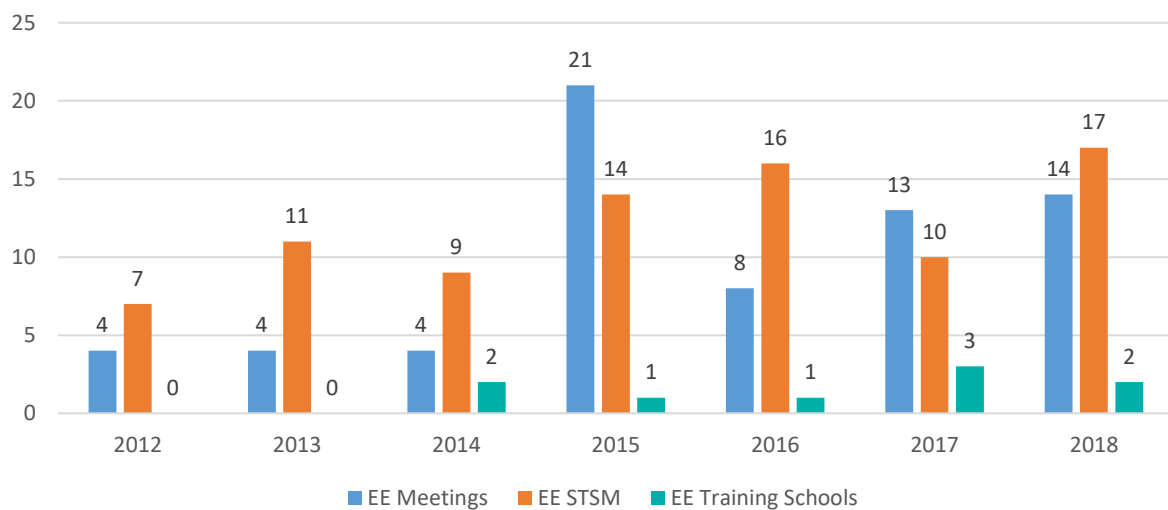
The graph below shows the number of participations from Estonia in the following networking activities: Short Term Scientific Missions – STSM (up to 6 months) and Training Schools – TS (up to 2 weeks) as trainee or trainer.



Graph 5. Number of participations in STSM and Training Schools (trainee or trainer)

## 6. NETWORKING ACTIVITIES HELD IN ESTONIA

The graph below shows the number of COST Action activities held in Estonia and open to participants from abroad: meetings (conferences, workshops, etc.), Short Term Scientific Missions (STSM) and Training Schools.



Graph 6. Number of networking activities held in the country (meetings, STSM, TS)